

Official Tor.com “Stubby” Rocket Ship Paper Model—License Agreement

By downloading this file and the accompanying Licensed Materials, the end user ("Licensee") agrees to conform to this License Agreement (this "Agreement") with Robert Nava, Nava Designs, and Tor.com ("Licensors").

I. Content of Licensed Materials; Grant of License

The materials that are the subject of this Agreement shall consist of the Official Tor.com “Stubby” Rocket Ship Paper Model in electronic and physical form (hereinafter referred to as the "Licensed Materials").

Licensee acknowledges that the copyright and title to the Licensed Materials and any trademarks or service marks relating thereto remain with Licensor and/or its suppliers. Licensee shall not have right, title or interest in the Licensed Materials except as expressly set forth in this Agreement.

Licensors hereby grant to Licensee non-exclusive use of the Licensed Materials in accordance with this Agreement.

II. Access of Licensed Materials to Licensee

Licensors will provide the Licensed Materials to the Licensee in the following manner:

File Transfer. Copies of the Licensed Materials will be provided to the Licensee through the Disney Experience website at the sole discretion of the Licensors.

III. Fees

Licensee is required to make no payment to the Licensors for use of the Licensed Materials.

IV. Authorized Use of Licensed Materials

Authorized Uses. Licensee may make all use of the Licensed Materials as is consistent with the Fair Use Provisions of United States and international law. Nothing in this Agreement is intended to limit in any way whatsoever Licensee's rights under the Fair Use provisions of United States or international law to use the Licensed Materials.

The Licensed Materials may be used for purposes of research, education or other non-commercial use as follows:

Archival/Backup Copy. Upon request of Licensee, Licensee may create one (1) copy of the entire set of Licensed Materials to be maintained as a backup or archival copy during the term of this Agreement.

V. Specific Restrictions on Use of Licensed Materials

Unauthorized Use. Licensee shall not knowingly permit anyone other to use the Licensed Materials.

Modification of Licensed Materials. Licensee shall not modify or create a derivative work of the Licensed Materials without the prior written permission of the Licensors.

Removal of Copyright Notice. Licensee may not remove, obscure or modify any copyright or other notices included in the Licensed Materials.

Distribution Rights. Licensee has no rights to transfer, host, or re-distribute the Licensed Materials or its derivatives under any circumstances or by any means available now or in the future.

Commercial Purposes. Other than as specifically permitted in this Agreement, Licensee may not use the Licensed Materials for commercial purposes, including but not limited to the sale of the Licensed Materials or bulk reproduction or distribution of the Licensed Materials in any form.

VI. Licensors Performance Obligations

Availability of Licensed Materials. Licensors shall make the Licensed Materials available to Licensee at his/her/their discretion.

Notification of Modifications of Licensed Materials. Licensee understands that from time to time the Licensed Materials may be added to, modified, or deleted from by the Licensors and/or that portions of the Licensed Materials may migrate to other formats.

Completeness of Content. Where applicable, the Licensors will inform Licensee of instances where online content differs from the print versions of the Licensed Materials.

Where applicable, the Licensors shall use reasonable efforts to ensure that the online content is at least as complete as print versions of the Licensed Materials, represents complete, accurate and timely replications of the corresponding content contained within the print versions of such Materials, and will cooperate with Licensee to identify and correct errors or omissions.

Withdrawal of Licensed Materials. The Licensors reserves the right to withdraw from the Licensed Materials any item or part of an item for which it no longer retains the right to publish, or which it has reasonable grounds to believe infringes copyright or is defamatory, obscene, unlawful or otherwise objectionable.

VII. Licensee Performance Obligations

Protection from Unauthorized Use. Licensee shall use reasonable efforts to protect the Licensed Materials from any use that is not permitted under this Agreement. In the event of any unauthorized use of the Licensed Materials by an Authorized User, (a) Licensors may terminate such Authorized User's access to the Licensed Materials, (b) Licensors may terminate the access of the Internet Protocol ("IP") address(es) from which such unauthorized use occurred, and/or (c) Licensee shall terminate such Authorized User's access to the Licensed Materials upon the Licensors' request. Licensors shall take none of the steps described in this paragraph without first providing reasonable notice to Licensee and cooperating with the Licensee to avoid recurrence of any unauthorized use.

VIII. Early Termination

In the event that either party believes that the other materially has breached any obligations under this Agreement, or if the Licensors believe that Licensee has exceeded the scope of the License, such party shall so notify the breaching party in writing. The breaching party shall have 1 week from the receipt of notice to cure the alleged breach and to notify the non-breaching party in writing that cure has been effected. If the breach is not cured within the 1 week, the non-breaching party shall have the right to terminate the Agreement without further notice.

Upon Termination of this Agreement for cause online access to the Licensed Materials by Licensee and shall be terminated. Authorized copies of digital Licensed Materials must be destroyed immediately.

IX. Perpetual License

Except for termination for cause, the Licensors hereby grants to Licensee a nonexclusive, royalty-free, perpetual license to use any Licensed Materials that were accessible during the term of this Agreement. Such use shall be in accordance with

the provisions of this Agreement. The means by which Licensee shall have access to such Licensed Materials shall be in a manner and form substantially equivalent to the means by which access is provided under this Agreement.

X. Warranties

Subject to the Limitations set forth elsewhere in this Agreement:

Licensors warrant that it has the right to license the rights granted under this Agreement to use Licensed Materials, that it has obtained any and all necessary permissions from third parties to license the Licensed Materials, and that use of the Licensed Materials by Authorized Users in accordance with the terms of this Agreement shall not infringe the copyright of any third party.

XI. Limitations on Warranties

Notwithstanding anything else in this Agreement:

Neither party shall be liable for any indirect, special, incidental, punitive or consequential damages, including but not limited to loss of data, business interruption, or loss of profits, arising out of the use of or the inability to use the Licensed Materials.

Licensors makes no representation or warranty, and expressly disclaims any liability with respect to the content of any Licensed Materials, including but not limited to errors or omissions contained therein, libel, infringement of rights of publicity, privacy, trademark rights, moral rights, or the disclosure of confidential information.

Except for the express warranties stated herein, the Licensed Materials are provided on an "as is" basis, and the Licensors disclaim any and all other warranties, conditions, or representations (express, implied, oral or written), relating to the Licensed Materials or any part thereof, including, without limitation, any and all implied warranties of quality, performance, merchantability or fitness for a particular purpose. Licensors make no warranties respecting any harm that may be caused by the transmission of a computer virus, worm, time bomb, logic bomb or other such computer program. Licensors further expressly disclaim any warranty or representation to Authorized Users, or to any third party.

XII. Assignment and Transfer

Neither party may assign, directly or indirectly, all or part of its rights or obligations under this Agreement without the prior written consent of the other party, which consent shall not be unreasonably withheld or delayed.

XIII. Governing Law

This Agreement shall be interpreted and construed according to, and governed by, the laws of California, excluding any such laws that might direct the application of the laws of another jurisdiction. The federal or state courts located in California shall have jurisdiction to hear any dispute under this Agreement.

XIV. Entire Agreement

This Agreement constitutes the entire agreement of the parties and supersedes all prior communications, understandings and agreements relating to the subject matter hereof, whether oral or written.

XV. Amendment

No modification or claimed waiver of any provision of this Agreement shall be valid except by written amendment signed by authorized representatives of the Licensors and Licensee.

TOR·COM

PAPER MODEL



REQUIRED TOOLS

- Scissors
- White Glue

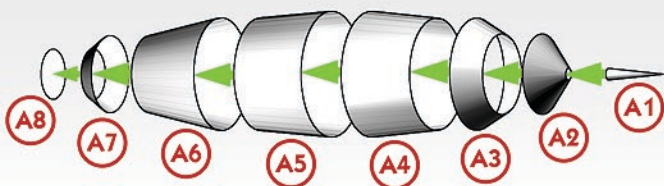
RECOMMENDED TOOLS

- Hobby/Craft Knife
- Toothpick

BEFORE YOU BUILD!

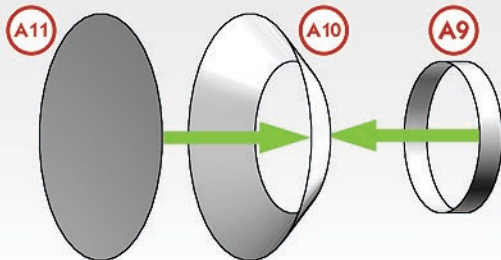
Read the instructions thoroughly and examine the illustrations. To avoid confusion, cut pieces out only as they are needed. Always test-fit pieces before gluing.

Cut on solid black lines. Fold on dashed lines. Dotted lines are only guides—do nothing to them.

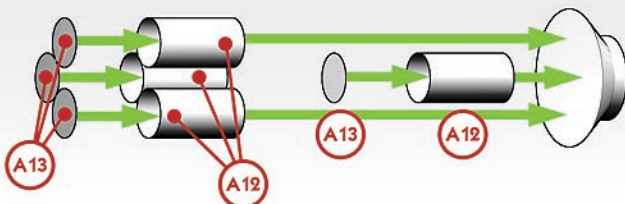


1. Glue pieces A1-A7 to themselves. Then, working from front to back, glue pieces A1-A8 to each other as shown. Make sure that all of the edge seams line up; this is important for aligning graphics and future model parts.

TIP: Piece A1 will be the hardest! Rolling it into a cone shape using the end of a toothpick will help. Then, you will have to work the piece to get it just right.



2. Glue pieces A9 & A10 to themselves. Then, glue pieces A9-A11 together as shown. The tabs on piece A9 should be glued to the inside of piece A10. Make sure that the edge seams on pieces A9 & A10 line up.

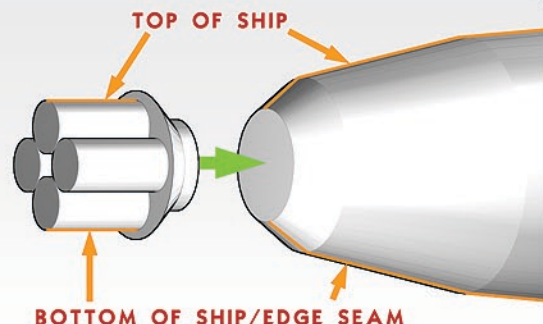


3. Glue pieces A12 to themselves, creating 4 short tubes. Glue pieces A13 to one end of pieces A12. Then, glue the tubes to piece A11.

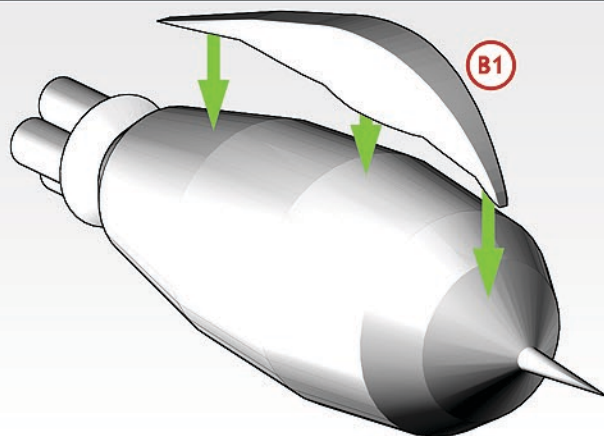
READ BEFORE PRINTING!

Print this sheet and the model parts by first adjusting the settings in your Adobe® Reader® as follows:

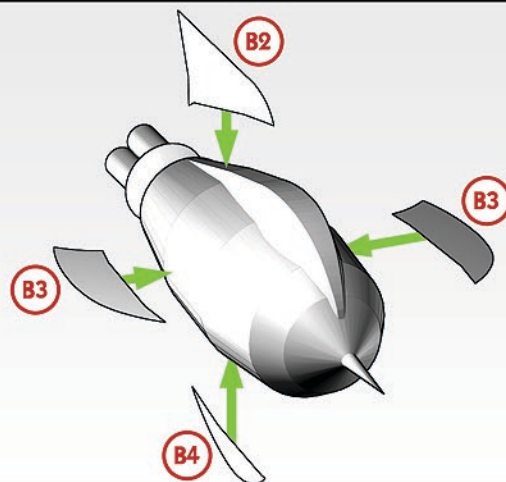
- Make sure **Page Scaling** is set to "None."
- Make sure **Auto-Rotate & Center** is turned on.



4. Glue the engine assembly to piece A8. The engine assembly should be aligned with the ship body as shown.



5. Glue piece B1 into shape, then glue it to the top of the ship as shown.



6. Fold and glue piece B2-B4 to themselves.

TIP: For steps 7-9, it is recommended that you let the glue dry after attaching each fin.

7. Glue piece B2 to the dotted line on the top of the ship.
8. Glue pieces B3 to the dotted lines on the sides of the ship.
9. Glue piece B4 along the edge seam on the bottom of the ship.

